

**New Edge™****LED Tennis Court Light**

240W / 400W / 600W

FEATURES

- System Light Efficacy 150~155LPW.
- Specific glare free lens design.
- Minimal light spill outside the court.
- Extremely high lighting uniformity
- IP66 water proof.
- No warm-up time.
- Five Years Warranty

SPECIFICATIONS**PERFORMANCE**

LED Chip	Philips Lumileds
Color Temperature	5000K
CRI	≥70
Lumen Maintenance	L70>150,000 Hours (Calculated Using Tm-21 Calculator)
Input Voltage	100-277 VAC (347/480 VAC Optional) Dimming Optional
Power Factor	0.95 Minimum
IP Rating	IP66
IK Rating	IK10
Surface Treatment	Corrosive resistant polyester powder coat finish
Lens Material	PC 3000U

ENVIRONMENTAL

Operating Temperature	-40 to 60°C (-40 to 140°F)
Storing Temperature	-40 to 80°C (-40 to 176°F)
Humidity	15% to 95% RH

PHYSICAL

Fixture Material	Aluminum Alloy
------------------	----------------



WARRANTY

5 Years

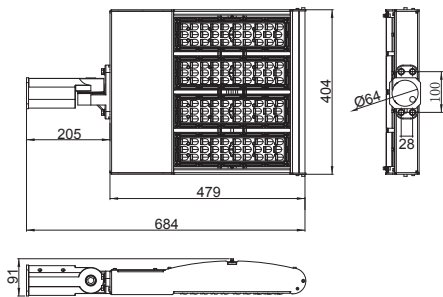
TYPICAL APPLICATIONS

- Tennis court lighting

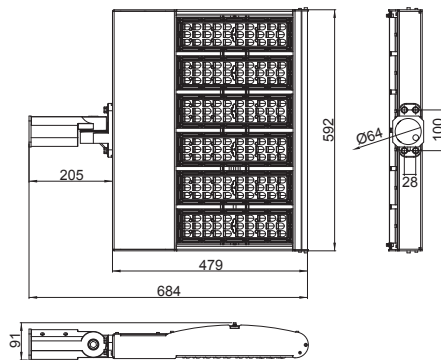
■ Specifications

Picture	Part#	Power	Efficacy(IES)	Total Lumen	N.W	Product Dimensions
	EL-NED-240(TC)	240W	155LPW	37,200lm	7.9kg/17.4lbs	684x404x91mm 26.9x15.9x3.6in
	EL-NED-400(TC)	400W	155LPW	62,000lm	14.8kg/32.6lbs	684x592x91mm 26.9x23.3x3.6in
	EL-NED-600(TC)	600W	150LPW	90,000lm	18.3kg/40.3lbs	684x780x91mm 26.9x30.7x3.6in

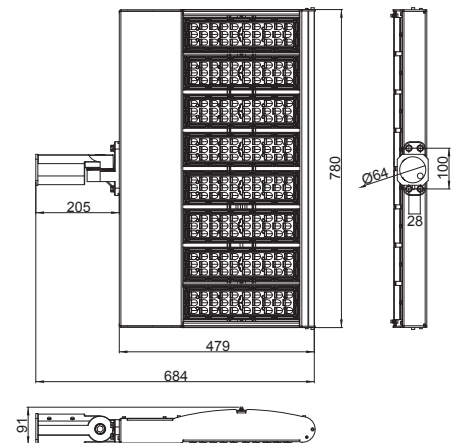
240W



400W



600W



Specifications for Tennis Court Lighting					
	Horizontal Illuminance	Uniformity of Illuminance	GR	Color Temperature	Color Rendering
	E_h average (lux)	E_{min}/E_h ave	GR	(K)	Ra
Competition	500 ~ 750	>0.7	<30	>4000	>80
Club	300 ~ 500	>0.7	<30	>4000	>70
Recreational	150 ~ 300	>0.6	<50	>2000	>20

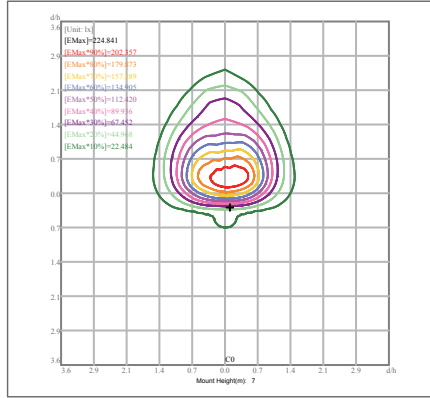
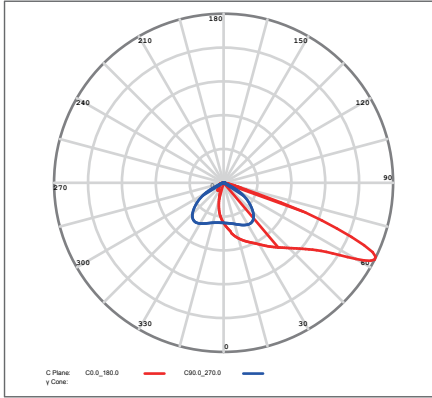
Selection Guide for Court with 6 Poles	
Competition Level	600W E-Lite LED Tennis Court Light
Club Level	400W E-Lite LED Tennis Court Light
Recreational Level	240W E-Lite LED Tennis Court Light



E-LITE semicon

■ Photometrics

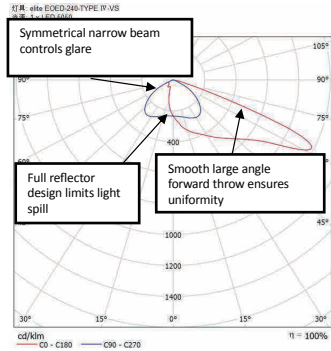
30×120° (TYPE IV -VS)



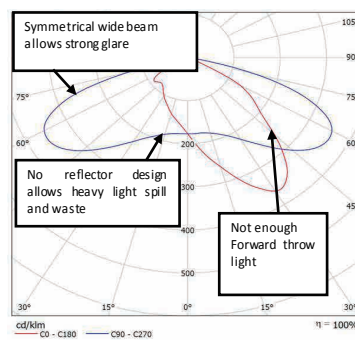
■ Glare Control & Light Uniformity Comparison

Glare free lens design ensures player's safety and comfortableness.

Photometrics of E-Lite Tennis Court Light



Photometrics of Regular LED Tennis Court Light





Specific photometric increases the uniformity of light, while reducing the light spill outside the court.



Light-up Effect of E-Lite Tennis Court Light

Light-up Effect of Traditional Light

■ Mounting Options & Accessories

Image	Applicable Power	Product Code	Product Description
	240W~600W	SP-SA	Side Arm
	240W~600W	SP-SF	Slip Fitter



■ **Ordering Information** (Standard)

