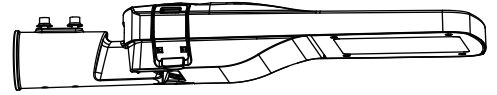


Icon Series LED Light Fixture Installation and Maintenance Manual



Introduction

Using only the highest quality components, the Icon Series LED Light Fixture is designed for industrial applications where reliability and performance are critical as the bulb maintenance is difficult or impossible, not to mention the high cost.

Every component of the Icon Series LED Light Fixture has been carefully engineered to provide the most reliable performance and bring across many benefits of utilizing solid state lighting technology in industrial applications.

Icon Series LED Light Fixture is rated IP65/IP66, suitable for both indoor and outdoor use.

Product Features:

- Multiple choice of optical lenses
- Patented thermal management allows -30oC to 45oC ambient working temperature
- System light efficacy 135 lm/W
- 5 years warranty, up to 100,000 hours long life
- Easy installation and maintenance

Warning

To avoid the risk of fire, explosion, or electric shock, this product should be installed, inspected, and maintained by a qualified electrician only, in accordance with all applicable electrical codes.

To avoid electric shock:

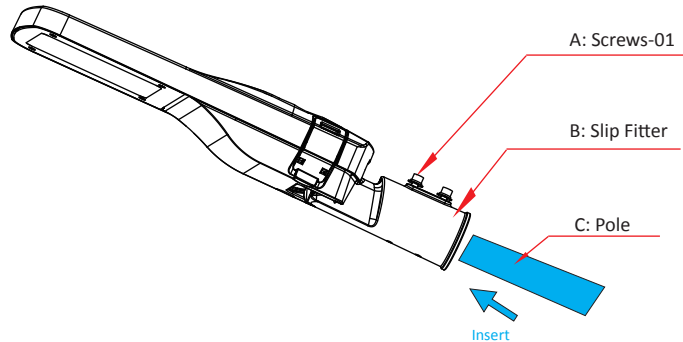
- Be certain electrical power is OFF before and during installation and maintenance.
- Luminaire must be connected to a wiring system with an equipment-grounding conductor.
- Make sure the supply voltage is the same as the rated luminaire voltage.
- Do not operate in ambient temperatures above those indicated on the luminaire nameplate.
- Avoid to use in environments containing sulfur, chlorine, or other halides, methyl acetate or ethyl acetate, cyanoacrylates, glycol ethers, formaldehyde or butadiene.

Installation

For high performance and long term reliability, the light should be installed in free air.

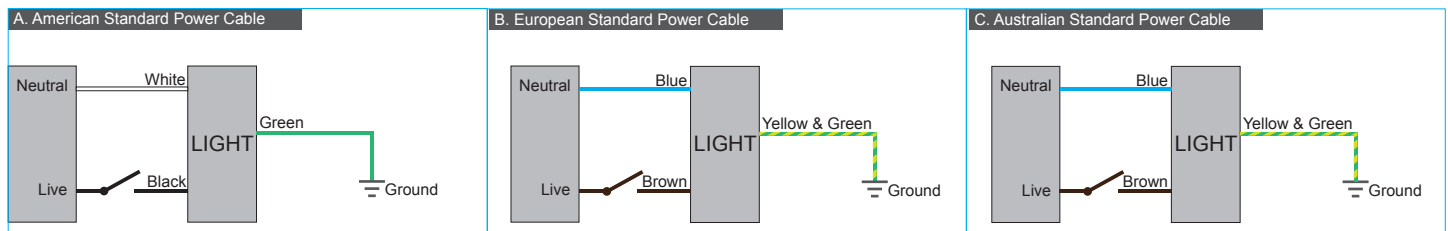
A. Slip Fitter Mount

- 1.Unlock the screws,adjust the angle of slip fitter.
2. Feed the power cord through the pole and make wiring.
3. Insert the fixture into the pole,lock the screws.



Wiring

1. Connect supply wires to luminaire wire leads per the wiring diagram using methods that comply with all applicable codes.
2. Turn power on.



Specification

AC Voltage	100~277V/200~480V	Power Frequency	50/60Hz
Working Temp.	-30~+45°C	Working Humidity	15%~90%RH
Storing Temp.	-40~+70°C	IP Rating	IP66

All statements, technical information and recommendations contained herein are based on information and tests we believe to be reliable. The accuracy or completeness thereof is not guaranteed.